

August 8, 2025

To whom it may concern,

Company	SAKATA INX CORPORATION
Representative	Yoshiaki Ueno, Representative Director, President & CEO
Securities code	4633, TSE Prime Market
Contact	Tsutomu Katayama, General Manager, Corporate Communications Department
Telephone	+81-3-5689-6601

**(Revised) Partial correction of the
“Supplemental information for the Consolidated Financial Results for the 2nd Quarter
ended June 30, 2025”**

We announce that we have revised the above disclosure documents announced at 3pm on August 7, 2025. Please note that there are no changes to the previously announced financial results.

Content of corrections

P.2 Earnings per share

P.6 Earnings per share

(Before revision)

FY2025 (Forecast) : ¥218.88

(After revision)

FY2025 (Forecast) : ¥217.67

Supplemental Information for the Consolidated Financial Results for the 2nd Quarter ended June 30, 2025 (FY2025 2nd Quarter)

SAKATA INX CORPORATION
August 7, 2025

TSE Prime | Securities code: 4633

The forecasts, etc. set out in this presentation are based on the assumptions and beliefs in light of the information currently available and determined to be reasonable. Actual results, etc. may differ materially due to change in a wide range of factors. All amounts are rounded down to nearest full unit.

※There is no change in the FY2025 (Forecast) from the February 14, 2025 announcement.

	FY2024 2Q	FY2025 2Q				FY2025 (Forecast)
	Amount	Amount	Increase/ Decrease Amount	Increase/ Decrease Rate %	Change on a local currency basis %	Amount
Unit: million yen						
Net sales	121,084	126,396	5,311	4.4	6.4	268,000
Operating income	7,253	7,645	391	5.4	8.1	15,500
Ordinary income	7,146	8,649	1,503	21.0	24.8	16,000
Net income attributable to owners of parent	5,318	6,249	930	17.5	21.0	10,800
Average rate (USD/YEN)	¥152.25	¥148.60				¥147.00
	FY2024 2Q	FY2025 2Q		FY2025 (Forecast)		
Operating income margin	6.0 %	6.0 %		5.8 %		
Ordinary income margin	5.9 %	6.8 %		6.0 %		
Net income attributable to owners of parent margin	4.4 %	4.9 %		4.0 %		
Earnings per share	¥106.26	¥126.22		¥217.67		

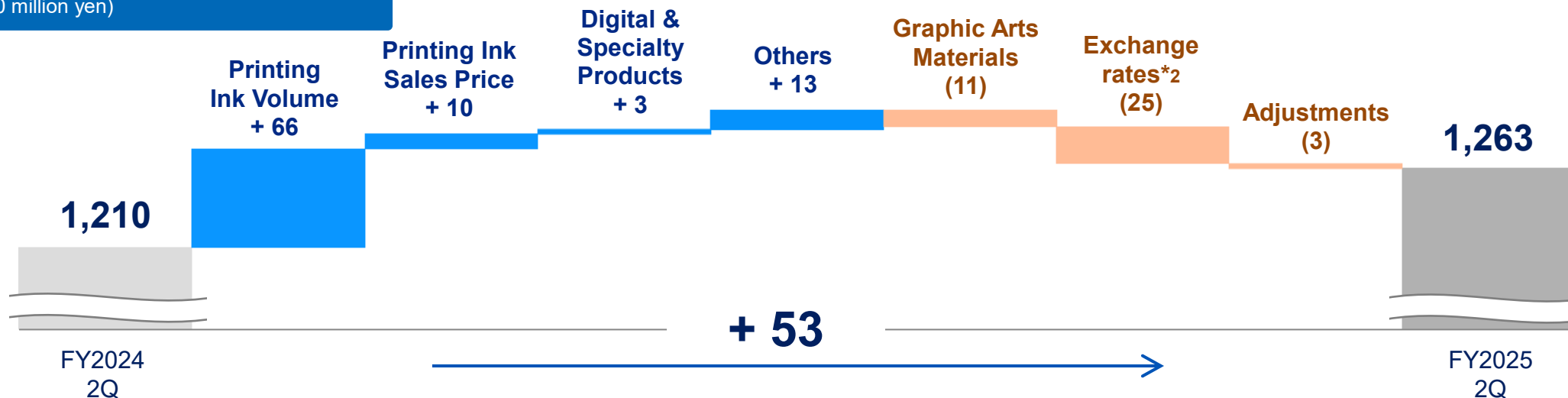
Net sales & Operating income by Reportable Segment

		FY2024 2Q (3 months)	FY2025 2Q (3 months)			FY2024 2Q	FY2025 2Q		
		Amount	Amount	Increase/ Decrease Rate %	Change on a local currency basis %	Amount	Amount	Increase/ Decrease Rate %	Change on a local currency basis %
Unit: million yen									
N E T S A L E S	Printing inks and graphic arts materials (Japan)	13,219	12,425	(6.0)	(6.0)	25,448	24,913	(2.1)	(2.1)
	Printing inks (Asia)	14,245	12,799	(10.2)	(3.1)	29,114	26,817	(7.9)	(5.1)
	Printing inks (Americas)	22,488	24,819	10.4	18.5	42,860	50,398	17.6	21.4
	Printing inks (Europe)	5,612	5,289	(5.8)	(6.2)	11,130	10,530	(5.4)	(6.0)
	Digital & Specialty products	5,190	4,930	(5.0)	(2.5)	9,618	9,790	1.8	2.7
	Reportable Segment Total	60,755	60,264	(0.8)	4.0	118,172	122,451	3.6	5.7
	Other businesses	2,789	3,557	27.5	27.5	5,993	7,320	22.1	22.1
	Adjustments	(1,613)	(1,485)	-	-	(3,081)	(3,375)	-	-
	Total	61,932	62,336	0.7	5.4	121,084	126,396	4.4	6.4
O P E R A T I N G I N C O M E	Printing inks and graphic arts materials (Japan)	173	173	0.1	0.1	527	448	(15.0)	(15.0)
	Printing inks (Asia)	1,301	1,525	17.2	26.5	2,892	3,128	8.1	11.1
	Printing inks (Americas)	1,396	1,540	10.3	18.7	2,718	3,090	13.7	17.6
	Printing inks (Europe)	2	90	-	-	210	175	(16.3)	(17.4)
	Digital & Specialty products	648	500	(22.7)	(20.7)	1,374	1,097	(20.2)	(19.7)
	Reportable Segment Total	3,522	3,831	8.8	15.9	7,723	7,940	2.8	5.4
	Other businesses	(31)	86	-	-	36	217	503.1	503.1
	Adjustments	(163)	(129)	-	-	(505)	(512)	-	-
	Total	3,327	3,788	13.9	21.3	7,253	7,645	5.4	8.1

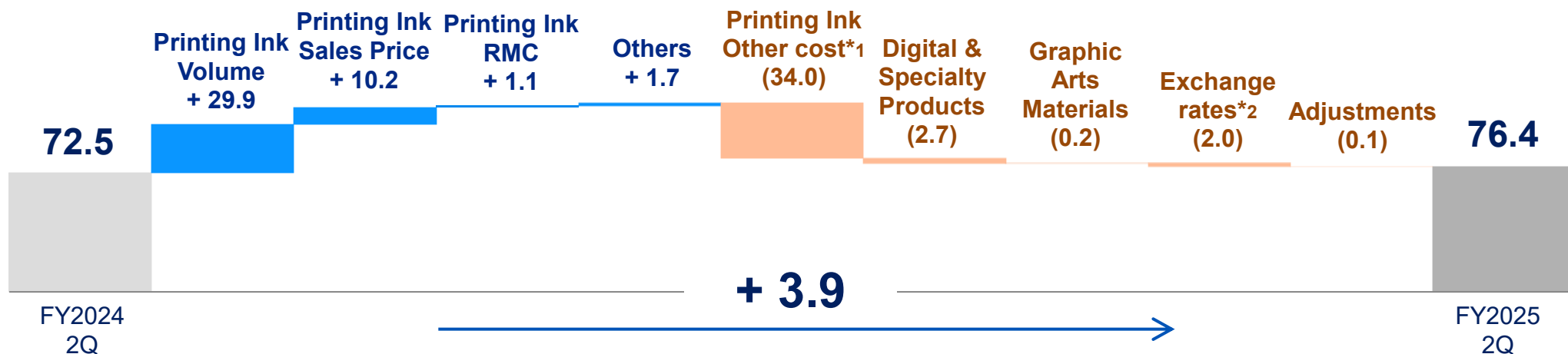
※Segment Information for the year ended December, 2024 was restated due to a change of corporate expense allocation in 2025.

Net sales & Operating income Increase/Decrease Factor

Net Sales Increase/Decrease Factor
(100 million yen)



Operating income Increase/Decrease Factor
(100 million yen)



*1 Printing Ink Other cost: Manufacturing expenses and Selling, general and administrative expenses

*2 Exchange rates: Impact of exchange rate fluctuations from the financial statements of overseas subsidiaries

— FY2025 2st Quarter Consolidated Financial Results Highlights

Unit: 100 million yen

	As of December 31, 2024	As of June 31, 2025	Increase/ Decrease
Current assets	1,227	1,191	(36)
Non-current assets	987	942	(44)
Total assets	2,214	2,134	(80)
Current liabilities	662	626	(36)
Non-current liabilities	360	352	(7)
Total liabilities	1,022	978	(43)
Equity ※	1,123	1,086	(36)
Non-controlling interests	69	69	0
Total net assets	1,192	1,155	(36)
Total liabilities and net assets	2,214	2,134	(80)

Closing rate (USD/YEN) ¥158.18 **¥144.81**

※ Equity = Total shareholders' equity +
Total accumulated other comprehensive income

	As of December 31, 2024	As of March 31, 2025	Increase/ Decrease
Net assets per share	¥2,264.08	¥2,201.96	¥(62.12)

Interest-bearing liabilities

(Unit : 100 million yen)

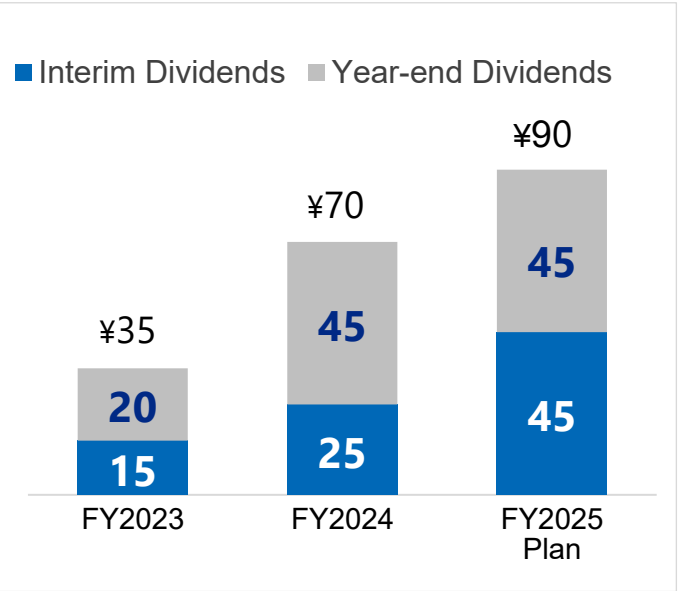
End of December 2024 367

End of March 2025 388

Equity Ratio

End of December 2024 50.7 %

End of March 2025 50.9 %



FY2025 Financial Forecast

※There is no change in the FY2025 (Forecast) from the February 14, 2025 announcement.

※Because the royalty income which was previously recorded as non-operating income has been included in net sales from the beginning of the FY2024, the figures for FY2024(Forecast) and FY2023 have been prepared after this change.

	FY2023	FY2024	FY2025 (Forecast)		
	Amount	Amount	Amount	Increase/ Decrease Amount	Increase Decrease Rate %
Unit: million yen					
Net sales	228,362	245,570	268,000	22,429	9.1
Operating income	11,448	13,161	15,500	2,338	17.8
Ordinary income	13,634	12,893	16,000	3,106	24.1
Net income attributable to owners of parent	7,466	9,006	10,800	1,793	19.9
Average rate (USD/YEN)	¥140.56	¥151.58	¥147.00		
	FY2023	FY2024	FY2025 (Forecast)		
Operating income margin	5.1 %	5.4 %	5.8 %		
Ordinary income margin	6.1 %	5.3 %	6.0 %		
Net income attributable to owners of parent margin	3.4 %	3.7 %	4.0 %		
Earnings per share	¥149.22	¥180.64	¥217.67		

SAKATA INX...

Visual Communication Technology



This material is also available on our website (“Financial Performance & Plan” > “IR Library” > “Financial Statements” [<https://www.inx.co.jp/english/ir/library/settle.html>]).